

RESEARCH ARTICLE

DESIGN AND DEVELOPMENT OF FAST DISSOLVING TABLETS OF SIMVASTATIN USING NOVEL CO-PROCESSED SUPERDISINTEGRANTS

Ravi. Srinu**¹, M.Teja krishna¹, V.Sai kishore², K.V.S.Prasada Rao¹

1. Rahul Institute of Pharmaceutical Sciences and Research, Chirala
2. Bapatla college of Pharmacy, Bapatla.

ABSTRACT

The aim of the present investigation was to develop fast dissolving tablets of Simvastatin, an lipid-lowering drug used for the reduction of VLDL. Due to its low solubility and its short biological half-life of 3 hours, fast dissolving tablets of Simvastatin were prepared using superdisintegrants in order to improve the dissolution rate, thereby the absorption. The influence of concentration of the Sodium Starch Glycolate was studied by a set of four formulations (F1, F2, F3, F4) with concentrations of Sodium Starch Glycolate viz, 2%, 3%, 4% & 5%w/w respectively. Also the influence of various superdisintegrants was studied by a set of three formulations (F4, F5 and F6) with three superdisintegrants viz, Sodium Starch Glycolate(5%), Croscarmellose sodium(5%), Crospovidone (5%) respectively. The formulation prepared with 5%w/w of sodium starch glycolate was offered relatively rapid release of Simvastatin n when compared with other concentrations of Sodium Starch Glycolate. The formulation prepared with Crospovidone was offered relatively rapid release of Simvastatin when compared with other superdisintegrants. Various formulations were prepared incorporating a combination of superdisintegrants (Physical Mixtures and Co-processed Mixtures), Sodium Starch Glycolate, and Crospovidone by direct compression method. Formulation containing Co-processed mixtures had less disintegration time as compared to the Physical mixtures. So, we can conclude that nature, concentration of the superdisintegrant and type of combination of superdisintegrants (Physical mixing vs Co-processing) showed influence on the rate of dissolution. The dissolution rate was found to follow first order kinetics.

Keywords:

Simvastatin, Crospovidone, Sodium starch glycolate, Fast disintegrating tablets, solvent evaporation method.

INTRODUCTION

Simvastatin is designated as 2,2-dimethyl-1,2,3,7,8,8a-hexahydro-3,7-dimethyl-8-[2-(tetrahydro-4-hydroxy-6-oxo-2H-pyran-2-yl)-ethyl]-1-naphthalenyl ester. Simvastatin is used in the present study and widely accepted for its excellent lipid-lowering agent (HMG-CoA reductase inhibitor), whose solubility is practically insoluble in water, and freely soluble in chloroform,

methanol and ethanol. Orally administered drugs the rate of absorption is often controlled by the rate of dissolution. The rate of dissolution can be increased by increasing the surface area of available drug by various methods (Micronization, Complexation, Solid dispersion etc). Another prerequisite for the fast dissolution may be the disintegration time of tablets.

Because faster disintegration of tablets delivers a fine suspension of drug particles and thus, greater dissolution of the drug. Solid oral dosage forms, especially tablets, remain one of the most popular because of advantages like patient convenience, ease of storage and dispensing, dose accuracy and easy manufacturability.

Fast dissolving tablets are defined as —A solid dosage form containing medicinal substances, which disintegrates rapidly, usually within a matter of seconds, when placed upon the tongue^[1]. In case of conventional tablets, physical problems with swallowing (Dysphagia) can occur at any age but are particularly prevalent in the elderly and those with dementia, whereas refusal to swallow is often encountered in geriatric, pediatric and psychiatric patients. Difficulties and resistance to tablet-taking are common in all patient groups. In recent years, fast dissolving tablets have been developed to overcome problems related to swallowing difficulties^[2]. Fast Dissolve[‘], _Quick Dissolve[‘], _Rapid Melt[‘], _Quick Disintegrating[‘], _Mouth Dissolving, _Orally Disintegrating[‘], _Oro Dispersible[‘], _Melt-in-Mouth[‘] etc. are terms that represent the same drug delivery systems. The orally disintegrating property of tablet is attributed to a quick ingress of water into the tablet matrix, which creates porous structure and result in rapid disintegration. When put on tongue, these tablets disintegrate instantaneously, releasing the drug which dissolves or disperses in saliva. The drugs may be absorbed from mouth, pharynx or esophagus as the saliva passes down into the stomach. Advantages of the Fast dissolving tablets include ease of swallowing without the

aid of water, rapid onset of action, enhanced dissolution rate, increased gastric absorption, improved oral bioavailability, minimized first pass metabolism and improved patient compliance^[3,4].

MATERIALS AND METHODS

Simvastatin was obtained from Natco Pharma, Hyderabad, India. Sodium starch glycolate, Croscopovidone, Croscarmellose Sodium, Mannitol, Micro crystalline cellulose, talc and Magnesium Stearate were purchased from SD fine Chemicals Ltd, Mumbai. All other materials used were of analytical grade.

Preparation of co-processed superdisintegrants

The co-processed superdisintegrants were prepared by solvent evaporation method^[5-6]. A blend of Croscopovidone and Sodium Starch Glycolate (in the ratio of 1:1, 1:2 & 1:3) was added to 10 ml of ethanol. The contents of the beaker (250 ml capacity) were mixed thoroughly and stirring was continued till most of ethanol evaporated. The wet coherent mass was granulated through # 60 mesh sieve. The wet granules were dried in a hot air oven at 60° C for 20 minutes. The dried granules were sifted through # 60 mesh sieve and stored in airtight container till further use.

Preparation of Simvastatin tablets

Tablets containing 80 mg of Simvastatin were prepared by direct compression method. Drug was passed through sieve no 100. Simvastatin along with other excipients were mixed in a mortar. The resulting blend was lubricated with magnesium stearate and compressed into tablets using the Cadmach single punch (round shaped, 7mm thick) machine.

MICROMERITIC PROPERTIES OF THE BLEND^[7]

a) Bulk density

Blend was weighed and transferred to a measuring cylinder. Then bulk volume was noted. Bulk density was calculated by using the following formula

$$\text{Bulk density} = \frac{\text{Mass of the powder}}{\text{Bulk volume}}$$

b) Tapped density

Blend was weighed, transferred to a measuring cylinder and subjected to 100 tapings. Then volume was noted as tapped volume. Tapped density was measured by using the following formula

$$\text{Tapped density} = \frac{\text{Mass of the powder}}{\text{Tapped volume}}$$

c) Carr's index

Carr's index was calculated by using the following formula

$$\text{Carr's index} = \frac{\text{Tapped density} - \text{Bulk density}}{\text{Tapped density}} \times 100$$

d) Hausner's ratio

$$\text{Hausner's ratio} = \frac{\text{Tapped density}}{\text{Bulk density}}$$

e) Angle of repose

Required quantity of blend was taken and poured into a hollow cylinder which was placed on a graph sheet. Then the cylinder was slowly lifted. Then height and diameter of the heap formed were noted down. The angle of repose (θ) was calculated by the formula

$$\text{Angle of repose, } \theta = \tan^{-1} \frac{h}{r}$$

EVALUATION OF SIMVASTATIN TABLETS**a) Average weight^[8]:**

Five tablets were selected and were weighed collectively and individually. From the collective weight, average weight was calculated.

b) Drug content^[9]:

Twenty tablets were powdered, and 80 mg equivalent weight of simvastatin in tablet powder was accurately weighed and transferred into a 100 ml volumetric flask. Initially, 5 ml methanol was added and shaken for 10 min. Then, the volume was made up to 100 ml with 6.8 phosphate buffer. The solution in the volumetric flask was filtered, diluted suitably and analyzed spectrophotometrically at 233 nm.

c) Disintegration Time^[8]:

The disintegration time was determined in distilled water at $37 \pm 0.5^\circ \text{C}$ using disintegration test apparatus USP ED-2L (Electro lab, Mumbai).

d) Friability^[9]:

Roche friabilator was used to determine the friability. Pre weighed tablets were placed in friabilator and rotated at a speed of 25 rpm for 4 minutes or up to 100 revolutions. The tablets are dropped from a distance of 6 inches in each revolution. The tablets were then reweighed after removal of fines and the percentage of weight loss was calculated.

$$\% \text{FRIABILITY} =$$

$$\frac{\text{INITIAL WEIGHT} - \text{FINAL WEIGHT}}{\text{INITIAL WEIGHT}}$$

$$\times 100$$

e) Hardness^[10]:

Hardness of the tablet was determined using the Monsanto hardness tester. The lower plunger was placed in contact with the tablet and a zero reading was taken. The plunger was then forced against a spring by tuning threaded bolts

until the tablet fractured. Then the final reading was recorded. The hardness was computed by deducting the initial pressure from the final pressure.

f) Wetting time and Water absorption ratio^[11]:

A piece of paper folded twice was kept in a Petri dish containing 6 ml of purified water. A tablet having a small amount of Rosaline dye powder on the upper surface was placed on the tissue paper. The time required to develop a red colour on the upper surface of the tablet was recorded as the wetting time. The same procedure without Rosaline dye powder was followed for determining the water absorption ratio R was determined according to the following equation.

$$R = [(W_a - W_b)/W_b] \times 100$$

Where, W_b and W_a were the weights of the tablet before and after water absorption.

g) In vitro dispersion time^[12]:

Tablet was added to 10 ml of phosphate buffer solution pH 6.8 (pH of saliva) at $37 \pm 0.5^\circ\text{C}$. Time required for complete dispersion of tablet was measured.

h) Fineness of dispersion^[13]:

This test is performed by placing two tablets in 100 ml of water and stirring it gently, till the tablets get completely disintegrated. The formulation is considered to form a smooth dispersion if the complete dispersion passes through a sieve screen with a nominal mesh aperture of $710 \mu\text{m}$ without leaving a residue on the mesh.

i) Dissolution studies^[14]:

Dissolution studies for simvastatin fast dissolving tablets were performed in pH 6.8 phosphate buffer using USP TDT-08L dissolution test

apparatus (Electrolab, Mumbai, India) with a paddle stirrer. The paddles are allowed to rotate at speed of 50 rpm. The dissolution medium was maintained at a temperature of $37 \pm 0.5^\circ\text{C}$ and samples are withdrawn at an interval of every 5 min the volume of the withdrawn samples are replaced by fresh dissolution medium in order to kept the volume of the dissolution medium as constant. The withdrawn samples are filtered and absorbance was measured at absorption maxima of 238 nm using UV-visible spectrophotometer.

RESULTS AND DISCUSSIONS

The influence of concentration of the Sodium Starch Glycolate on the performance of Simvastatin, a set of four formulations (F_1 , F_2 , F_3 , F_4) were prepared using four different concentrations of Sodium Starch Glycolate (2%, 3%, 4% & 5%w/w) respectively. The formulated tablets were subjected to various quality control tests and the results were shown in Table 6. All the tablets complied with the Pharmacopoeial standards, but F_1 and F_2 failed to meet the fineness of dispersion requirements. The dissolution data was presented in Figure 2. The dissolution kinetics was presented in Table 8. The dissolution rate followed first-order kinetics (Figure 3) as the graphs drawn between log % drug unreleased vs time were found to be linear. The dissolution rate of Simvastatin was found to be effected by the concentration of the superdisintegrant (Sodium Starch Glycolate) used in the preparation of tablets. Based on the dissolution rate, the order of drug release from the four formulations was $F_4 > F_3 > F_2 > F_1$. The formulation prepared with 5%w/w of Sodium Starch Glycolate was offered relatively rapid release of Simvastatin

when compared with other concentrations employed in this investigation. A statistically significant difference between dissolution efficiencies (DE_{25}) of Simvastatin tablets formulated with different concentrations of SSG was calculated using a one-way analysis of variance (ANOVA). The resulting statistical parameters are presented in Table 9. The P value was found to be less than 0.05, which indicates that there was a significant difference between F_1 , F_2 , F_3 , F_4 with respect to Dissolution Efficiencies (DE_{25}).

The influence of concentration of the Crospovidone on the performance of Simvastatin, a set of four formulations (F_5 , F_6 , F_7 , F_8) were prepared using four different concentrations of Crospovidone (2%, 3%, 4% & 5%w/w) respectively. The formulated tablets were subjected to various quality control tests and the results were shown in Table 6. All the tablets complied with the pharmacopoeial standards, but F_9 failed to meet the fineness of dispersion requirements. The dissolution data was presented in Figure 5. The dissolution kinetics was presented in Table 11. The dissolution rate followed first-order kinetics (Figure 6) as the graphs drawn between log % drug unreleased vs time were found to be linear. The dissolution rate of Simvastatin was found to be effected by the concentration of the superdisintegrant (Crospovidone) used in the preparation of tablets. Based on the dissolution rate, the order of drug release from the four formulations was $F_{12} > F_{11} > F_{10} > F_9$. The formulation prepared with 5%w/w of Crospovidone was offered relatively rapid release of Simvastatin when compared with other concentrations employed in this investigation. A statistically significant

difference between dissolution efficiencies (DE_{15}) of Simvastatin tablets formulated with different concentrations of Crospovidone was calculated using a one-way analysis of variance (ANOVA). The resulting statistical parameters are presented in Table 12. The P value was found to be less than 0.05, which indicates that there was a significant difference between F_5 , F_6 , F_7 , F_8 with respect to dissolution efficiencies (DE_{15}).

The influence of physical mixture of superdisintegrants on performance of Simvastatin, a set of three formulations (F_9 , F_{10} , F_{16}) were prepared using physical mixture of superdisintegrants (Crospovidone:SSG) in three different ratios 1:1, 1:2, 1:3 respectively. The formulated tablets were subjected to various quality control tests and the results were shown in Table 13. All the tablets complied with the Pharmacopoeial standards, but F_{14} and F_{15} failed to meet the fineness of dispersion requirements. The dissolution data was presented in Figure 8. The *In-vitro* dissolution kinetics was presented in Table 14. The dissolution rate followed first-order kinetics (Figure 9) as the graphs drawn between log % drug unreleased vs time were found to be linear. The dissolution rate of Simvastatin was found to be effected by physical mixture ratio's of superdisintegrants (Crospovidone and SSG) used in the preparation of tablets. Based on the dissolution rate, the order of drug release from the three formulations was $F_9 > F_{10} > F_{11}$. The formulation prepared with physical mixture of superdisintegrants (Crospovidone : SSG) in 1:1 ratio (F_{13}) was offered relatively rapid release of Simvastatin when compared with other ratios employed in this investigation.

The rate of drug release was found to be increased as the concentration of the Crospovidone increases in physical mixture of Crospovidone and SSG. A statistically significant difference between dissolution efficiencies (DE_{25}) of Simvastatin tablets formulated with physical mixer of superdisintegrants (Crospovidone and SSG) was calculated using a one-way analysis of variance (ANOVA). The resulting statistical parameters are presented in Table 14. The P value was found to be less than 0.05, which indicates that there was a significant difference between F_9 , F_{10} , F_{11} with respect to dissolution efficiencies (DE_{25}).

The influence of co-processed superdisintegrants on performance of Simvastatin, a set of three formulations (F_{12} , F_{13} , F_{14}) were prepared using co-processed superdisintegrants (Crospovidone :SSG) in three different ratios 1:1, 1:2, 1:3 respectively. The formulated tablets were subjected to various quality control tests and the results were shown in Table 17. All the tablets complied with the pharmacopoeial standards, but F_{18} failed to meet the fineness of dispersion requirements. The dissolution data was presented in Figure 10. The *In-vitro* dissolution kinetics was presented in Table 17. The dissolution rate followed first-order kinetics (Figure 11) as the graphs drawn between log % drug unreleased vs time were found to be linear. The dissolution rate of Simvastatin was found to be effected by ratio's of co-processed superdisintegrants (Crospovidone and SSG) used in the preparation of tablets. Based on the dissolution rate, the order of drug release from the three formulations was $F_{12} > F_{13} > F_{14}$. The formulation prepared with co-processed

superdisintegrants (Crospovidone: SSG) in 1:1 ratio (F_{12}) was offered relatively rapid release of Simvastatin when compared with other ratios employed in this investigation. The rate of drug release was found to be increased as the concentration of the Crospovidone increases in co-processed superdisintegrants of Crospovidone and SSG. A statistically significant difference between dissolution efficiencies (DE_{25}) of simvastatin tablets formulated with co-processed superdisintegrants (Crospovidone and SSG) was calculated using a one-way analysis of variance (ANOVA). The resulting statistical parameters are presented in Table 18. The P value was found to be less than 0.05, which indicates that there was a significant difference between F_{12} , F_{13} , F_{14} with respect to dissolution efficiencies (DE_{25}).

CONCLUSION

To study the influence of pharmaceutical excipients on performance of Simvastatin, several diluents, superdisintegrants and combination of superdisintegrants at different concentrations were used to prepare acceptable Simvastatin fast dissolving tablets.

Simvastatin showed P^H dependent solubility, influenced by the particle size of pure drug, can be improved by reducing the particle size. The dissolution rate was found to be influenced by nature of combination and ratio of superdisintegrants, diluents employed (Crospovidone and SSG) and type of combination of superdisintegrants (physical mixing vs co-processing) employed.

Table 1: Composition of simvastatin fast dissolving tablets formulated with SSG

| S.NO | Ingredients (mg) | F ₁ | F ₂ | F ₃ | F ₄ |
|------|------------------|----------------|----------------|----------------|----------------|
| 1 | Simvastatin | 80 | 80 | 80 | 80 |
| 2 | MCC | 112 | 110 | 108 | 106 |
| 3 | SSG | 4 (2%) | 6 (3%) | 8 (4%) | 10 (5%) |
| 4 | Talc | 2 | 2 | 2 | 2 |
| 5 | Mg stearate | 2 | 2 | 2 | 2 |

Table 2: Composition of simvastatin fast dissolving tablets formulated with Crospovidone

| S.NO | Ingredients (mg) | F ₅ | F ₆ | F ₇ | F ₈ |
|------|------------------|----------------|----------------|----------------|----------------|
| 1 | Simvastatin | 80 | 80 | 80 | 80 |
| 2 | MCC | 112 | 110 | 108 | 106 |
| 3 | Crospovidone | 4 (2%) | 6 (3%) | 8 (4%) | 10 (5%) |
| 4 | Talc | 2 | 2 | 2 | 2 |
| 5 | Mg stearate | 2 | 2 | 2 | 2 |

Table 3: Composition of simvastatin fast dissolving tablets formulated with physical mixer of superdisintegrants (Crospovidone: SSG)

| S.NO | Ingredients | F ₉ (PM1:1) | F ₁₀ (PM1:2) | F ₁₁ (PM1:3) |
|------|--------------------|------------------------|-------------------------|-------------------------|
| 1 | Simvastatin | 80 | 80 | 80 |
| 2 | Crospovidone : SSG | 10 | 10 | 10 |
| 3 | MCC | 106 | 106 | 106 |
| 4 | Talc | 2 | 2 | 2 |
| 5 | Mg stearate | 2 | 2 | 2 |

PM 1:1- physical mixture of Crospovidone and SSG in 1:1 ratio.

PM 1:2- physical mixture of Crospovidone and SSG in 1:2 ratio.

PM 1:3-physical mixture of Crospovidone and SSG in 1:3ratio.

Table 4: Composition of simvastatin fast dissolving tablets formulated with coprocessed superdisintegrants (Crospovidone: SSG)

| S.NO | Ingredients | F ₁₂ (SE1:1) | F ₁₃ (SE1:2) | F ₁₄ (SE1:3) |
|------|--------------------|-------------------------|-------------------------|-------------------------|
| 1 | Simvastatin | 80 | 80 | 80 |
| 2 | Crospovidone : SSG | 10 | 10 | 10 |
| 3 | MCC | 106 | 106 | 106 |
| 4 | Talc | 2 | 2 | 2 |
| 5 | Mg stearate | 2 | 2 | 2 |

SE 1:1 – co- processed Crospovidone and SSG in 1:1 ratio.

SE 1:2 – co- processed Crospovidone and SSG in 1:2 ratio.

SE 1:3 – co- processed Crospovidone and SSG in 1:3 ratio.

Table 5: Composition of simvastatin fast dissolving tablets formulated with different diluents

| S.NO | Ingredients | F ₁₅ (SE 1:1) | F ₁₆ (SE 1:1) | F ₁₇ (SE 1:1) |
|------|-------------------------|--------------------------|--------------------------|--------------------------|
| 1 | Simvastatin | 80 | 80 | 80 |
| 2 | Crospovidone: Ac-Di-Sol | 10 | 10 | 10 |
| 3 | MCC | 106 | - | - |
| 4 | Mannitol | - | 106 | - |
| 5 | Spray dried lactose | - | - | 106 |
| 6 | Talc | 2 | 2 | 2 |
| 7 | Mg stearate | 2 | 2 | 2 |

Table 6: Micrometric properties for formulation blends

| Formulation code | Bulk density (gm/cm ³) | Tapped density (gm/cm ³) | Carr's index (%) | Hausner's ratio | Angle of repose (°) |
|------------------|------------------------------------|--------------------------------------|------------------|-----------------|---------------------|
| F ₁ | 0.518 | 0.61 | 15.08 | 1.177 | 25.9 |
| F ₂ | 0.521 | 0.61 | 14.75 | 1.173 | 25.3 |
| F ₃ | 0.524 | 0.614 | 14.65 | 1.171 | 25.7 |
| F ₄ | 0.516 | 0.611 | 15.54 | 1.184 | 26.4 |
| F ₅ | 0.523 | 0.608 | 13.98 | 1.162 | 25.1 |
| F ₆ | 0.521 | 0.61 | 14.59 | 1.170 | 25.5 |
| F ₇ | 0.526 | 0.618 | 14.88 | 1.174 | 25.7 |
| F ₈ | 0.529 | 0.61 | 13.27 | 1.153 | 25.1 |
| F ₉ | 0.511 | 0.603 | 15.25 | 1.180 | 27 |
| F ₁₀ | 0.514 | 0.611 | 15.87 | 1.188 | 27.3 |
| F ₁₁ | 0.512 | 0.609 | 15.92 | 1.189 | 27.6 |
| F ₁₂ | 0.523 | 0.604 | 13.41 | 1.154 | 25.3 |
| F ₁₃ | 0.527 | 0.609 | 13.46 | 1.155 | 25.5 |
| F ₁₄ | 0.519 | 0.601 | 13.64 | 1.157 | 26 |
| F ₁₅ | 0.519 | 0.611 | 15.05 | 1.177 | 26.7 |
| F ₁₆ | 0.531 | 0.608 | 12.66 | 1.145 | 29.1 |
| F ₁₇ | 0.521 | 0.616 | 15.42 | 1.182 | 25.4 |

Table 7: Physical parameters of simvastatin tablets formulated with different concentrations of SSG (F₁, F₂, F₃, F₄)

| S.No. | Parameters | F ₁ | F ₂ | F ₃ | F ₄ |
|-------|--------------------------------|----------------|----------------|----------------|----------------|
| 1 | Average weight (mg) | 199 ± 0.13 | 201 ± 0.21 | 200 ± 0.32 | 198 ± 0.51 |
| 2 | Drug content (%) | 98.7 ± 0.24 | 99.4 ± 0.19 | 98.8 ± 0.18 | 99.3 ± 0.23 |
| 3 | Disintegration time (min) | 6.7 ± 0.41 | 4.5 ± 0.32 | 3.8 ± 0.36 | 2.3 ± 0.28 |
| 4 | Friability (%) | 0.75 ± 0.02 | 0.89 ± 0.03 | 0.85 ± 0.09 | 0.78 ± 0.12 |
| 5 | Hardness (kg/sqcm) | 4.5 ± 0.36 | 3 ± 0.45 | 3.5 ± 0.24 | 4.0 ± 0.36 |
| 6 | Wetting time (sec) | 178 ± 0.23 | 132 ± 0.36 | 78 ± 0.18 | 96 ± 0.61 |
| 7 | Water absorption Ratio | 32 ± 0.72 | 49 ± 0.54 | 65 ± 0.62 | 74 ± 0.43 |
| 8 | In-vitro dispersion time (min) | 7 ± 0.12 | 4 ± 0.32 | 4.2 ± 0.21 | 2.6 ± 0.38 |
| 9 | Fineness of dispersion | Fail | Fail | Pass | Pass |

Table 8: In-vitro dissolution kinetics of simvastatin tablets formulated with different concentrations of SSG (F₁, F₂, F₃, F₄)

| S.No. | Formulation | T ₅₀ (min) | T ₉₀ (min) | DE ₂₅ (%) | K (min ⁻¹) | Correlation coefficient values | | |
|-------|----------------|-----------------------|-----------------------|----------------------|------------------------|--------------------------------|-------------|--------------------------|
| | | | | | | Zero Order | First order | Hixson-Crowell cube root |
| 1 | F ₁ | 16.5 | 54.7 | 43.1 | 0.042 | 0.85 | 0.95 | 0.92 |
| 2 | F ₂ | 11.4 | 37.1 | 49.5 | 0.061 | 0.90 | 0.99 | 0.98 |
| 3 | F ₃ | 7 | 23.4 | 61.3 | 0.098 | 0.82 | 0.97 | 0.96 |
| 4 | F ₄ | 3.9 | 13.1 | 70.1 | 0.176 | 0.84 | 0.96 | 0.94 |

Table 9: Statistical treatment for dissolution efficiency of simvastatin tablets formulated with different concentrations of SSG (F₁ to F₄)

| Trial | Dissolution efficiencies (%) (DE ₂₅) | | | | ANOVA Parameters | | |
|-------|--|----------------|----------------|----------------|----------------------|-------------------|--------------|
| | F ₁ | F ₂ | F ₃ | F ₄ | Calculated value (F) | Degree of freedom | Significance |
| 1 | 43.1 | 49.5 | 61.3 | 70.1 | 3665 | 3,8 | P<0.05 |
| 2 | 42.8 | 49.0 | 61.1 | 69.7 | | | |
| 3 | 43.4 | 50.0 | 61.5 | 70.3 | | | |

Figure 1: Comparison of dissolution efficiency of simvastatin tablets formulated with different concentrations of SSG (F₁ to F₄)

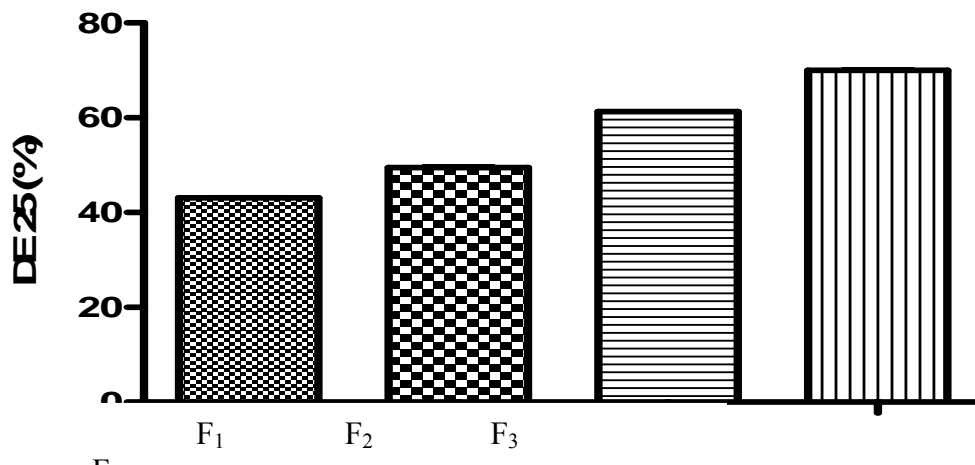


Figure 2: In-vitro dissolution profile of simvastatin fast dissolving tablets formulated with different concentrations of SSG (F_1 , F_2 , F_3 , F_4)

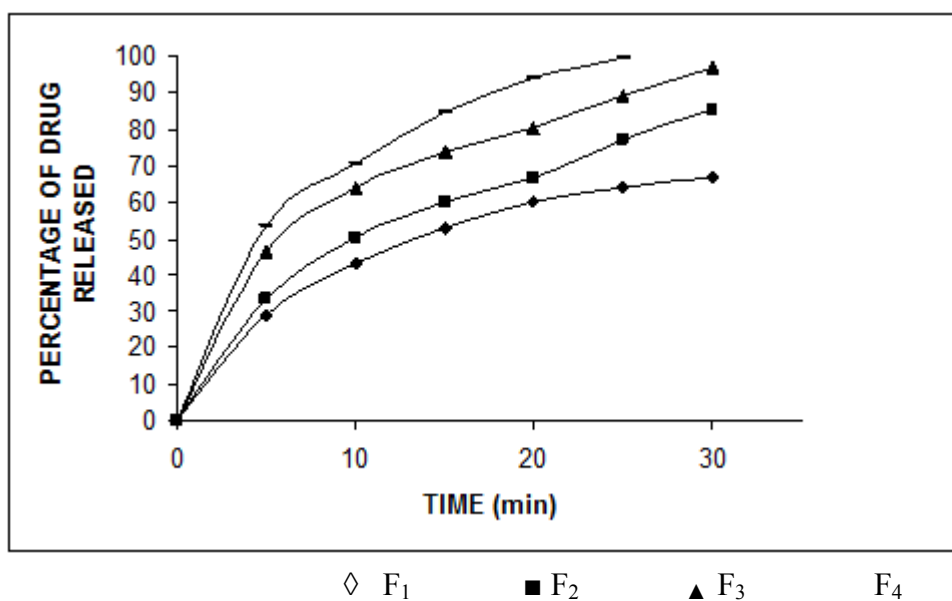


Figure 3: First order plots of simvastatin fast dissolving tablets formulated with different concentrations of SSG (F_1 , F_2 , F_3 , F_4)

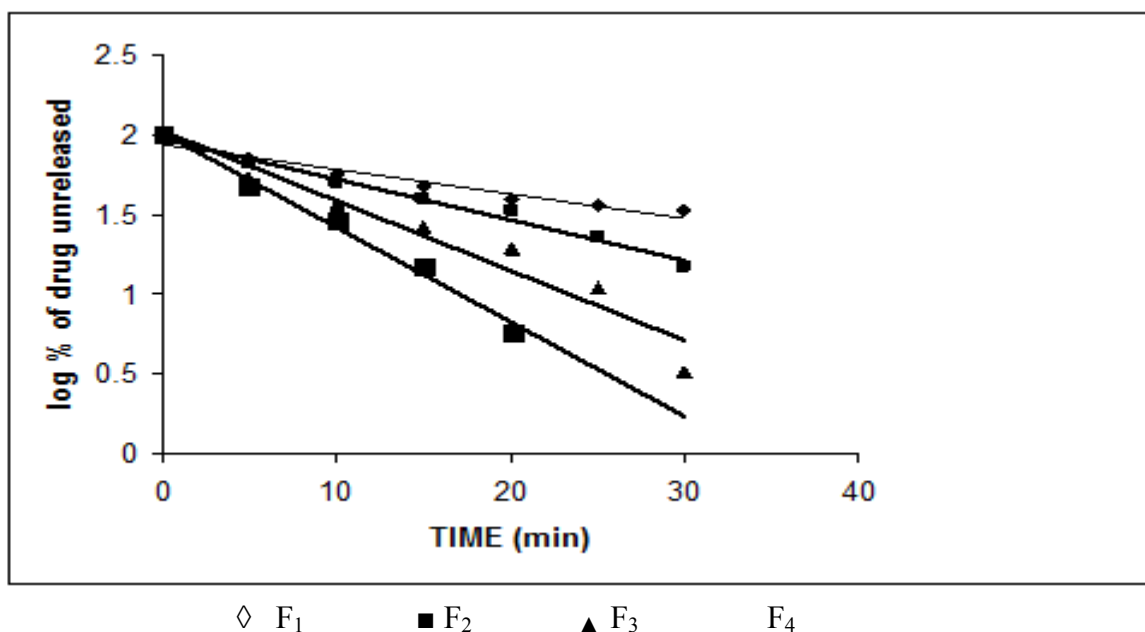


Table 10: Physical parameters of simvastatin tablets formulated with different concentrations of Crospovidone (F₅, F₆, F₇, F₈)

| S.No. | Parameters | F ₅ | F ₆ | F ₇ | F ₈ |
|-------|---------------------------|----------------|----------------|----------------|----------------|
| 1 | Average weight (mg) | 200 ± 0.22 | 198 ± 0.18 | 201 ± 0.24 | 199 ± 0.28 |
| 2 | Drug content (%) | 98.3 ± 0.39 | 99.8 ± 0.31 | 97.9 ± 0.29 | 101.6 ± 0.21 |
| 3 | Disintegration time (min) | 5.5 ± 0.31 | 3.7 ± 0.12 | 2.6 ± 0.21 | 1.5 ± 0.19 |
| 4 | Friability (%) | 0.82 ± 0.21 | 0.87 ± 0.11 | 0.73 ± 0.13 | 0.86 ± 0.18 |
| 5 | Hardness (kg/sqcm) | 3.5 ± 0.32 | 3 ± 0.45 | 4.5 ± 0.38 | 4 ± 0.21 |
| 6 | Wetting time (sec) | 106 ± 0.91 | 84 ± 0.41 | 58 ± 0.21 | 50 ± 0.53 |
| 7 | Water absorption Ratio | 53 ± 0.43 | 68 ± 0.15 | 70 ± 0.27 | 89 ± 0.35 |

| | | | | | |
|---|--------------------------------|----------------|----------------|----------------|----------------|
| 8 | In-vitro dispersion time (min) | 6.9 ± 0.12 | 3.2 ± 0.15 | 3.4 ± 0.18 | 2.3 ± 0.11 |
| 9 | Fineness of dispersion | Fail | Pass | Pass | Pass |

Table 11: In-vitro Dissolution Kinetics of simvastatin Tablets Formulated With Different Concentrations Of Crospovidone (F₅, F₆, F₇, F₈)

| S.No. | Formulation | T ₅₀ (min) | T ₉₀ (min) | DE ₁₅ (%) | K (min ⁻¹) | Correlation coefficient values | | |
|-------|-----------------|--------------------------|--------------------------|-------------------------|---------------------------|--------------------------------|-------------|--------------------------|
| | | | | | | Zero order | First Order | Hixson-Crowell cube root |
| 1 | F ₉ | 5.7 | 19 | 59 | 0.121 | 0.71 | 0.97 | 0.93 |
| 2 | F ₁₀ | 3.5 | 11.5 | 64.6 | 0.209 | 0.67 | 0.97 | 0.92 |
| 3 | F ₁₁ | 2.4 | 7.9 | 70.3 | 0.293 | 0.70 | 0.96 | 0.94 |
| 4 | F ₁₂ | 2.1 | 7 | 73.6 | 0.330 | 0.80 | 0.99 | 0.95 |

Table 12: Statistical treatment for dissolution efficiency of simvastatin tablets formulated with different concentrations of Crospovidone (F₉ to F₁₂)

| Trial | Dissolution efficiencies (%) (DE ₁₅) | | | | ANOVA Parameters | | |
|-------|--|-----------------|-----------------|-----------------|----------------------|-------------------|--------------|
| | F ₉ | F ₁₀ | F ₁₁ | F ₁₂ | Calculated value (F) | Degree of freedom | Significance |
| 1 | 59.5 | 64 | 70.3 | 73.6 | 267.1 | 3,8 | P<0.05 |
| 2 | 58.3 | 64.6 | 71 | 73.9 | | | |
| 3 | 60.1 | 65.2 | 69.6 | 74 | | | |

Figure 4: Comparison of dissolution efficiency of simvastatin tablets formulated with different concentrations of Crospovidone (F₉ to F₁₂)

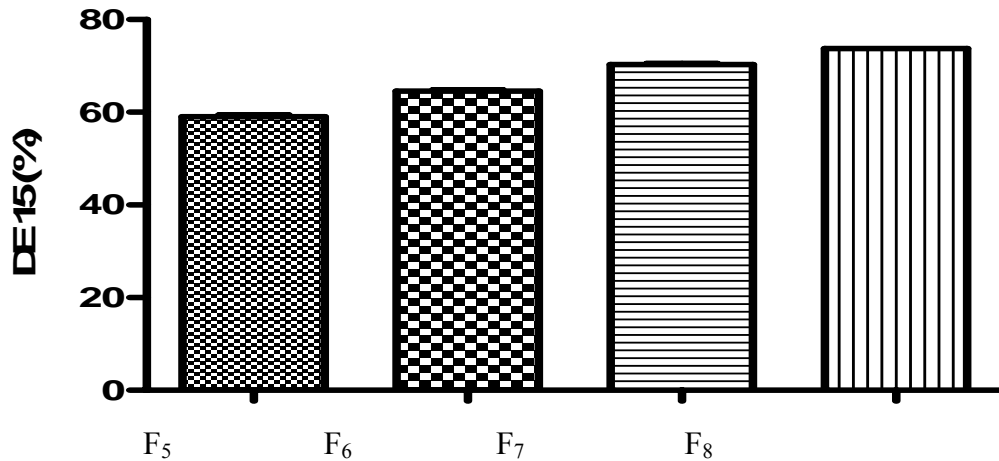


Figure 5: In-vitro dissolution profile of simvastatin fast dissolving tablets formulated with different concentrations of crosspovione (F₅, F₆, F₇, F₈)

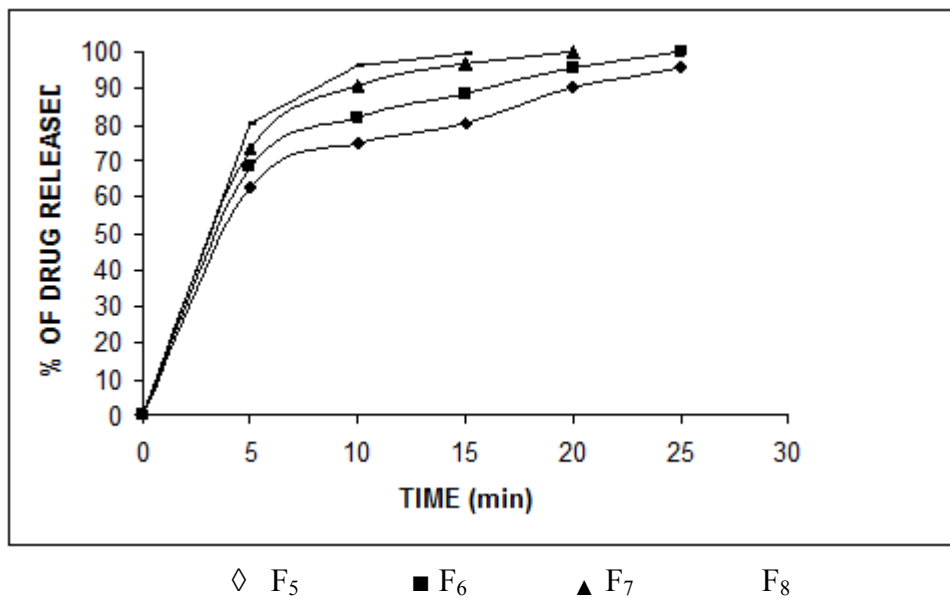


Figure 6: First order plots of simvastatin fast dissolving tablets formulated with different concentrations of Croscopovione (F₅, F₆, F₇, F₈)

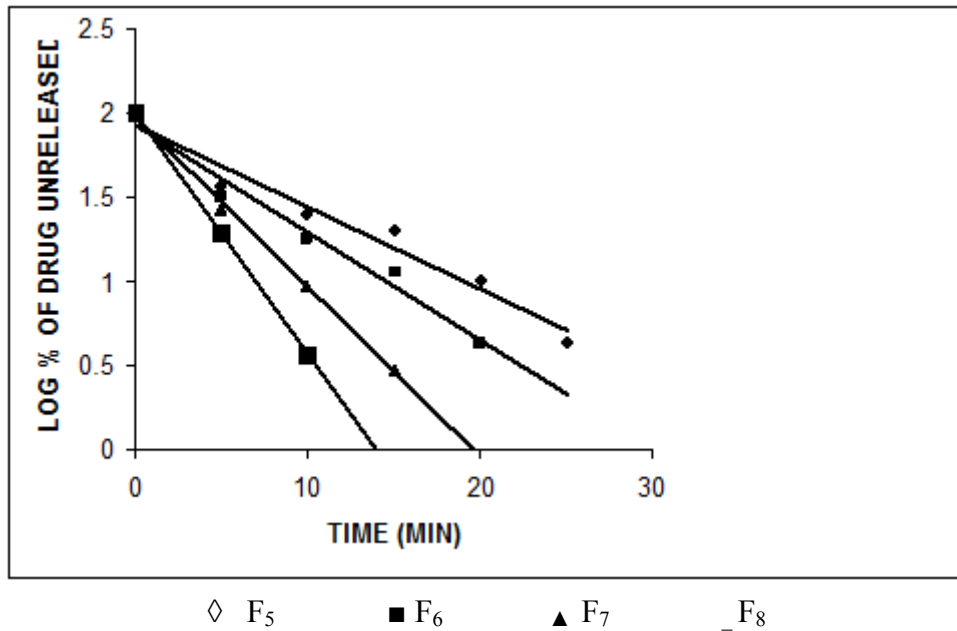


Table 13: Physical parameters of simvastatin fast dissolving tablets formulated with physical mixture of superdisintegrants (Croscopovidone and SSG)

| S.No. | Parameters | F ₉ | F ₁₀ | F ₁₁ |
|-------|--------------------------------|-----------------|-----------------|------------------|
| 1 | Average weight (mg) | 200 \pm 0.12 | 201 \pm 0.21 | 200 \pm 0.24 |
| 2 | Drug content(%) | 98.3 \pm 0.25 | 97 \pm 0.21 | 101.6 \pm 0.13 |
| 3 | Disintegration time (min) | 3 \pm 0.21 | 5 \pm 0.23 | 6 \pm 0.18 |
| 4 | Friability (%) | 0.68 \pm 0.07 | 0.78 \pm 0.09 | 0.73 \pm 0.12 |
| 5 | Hardness (kg/sqcm) | 3.5 \pm 0.15 | 3 \pm 0.52 | 4 \pm 0.24 |
| 6 | Wetting time (sec) | 79 \pm 0.34 | 85 \pm 0.16 | 102 \pm 0.21 |
| 7 | Water absorption Ratio | 75 \pm 0.31 | 70 \pm 0.26 | 61 \pm 0.21 |
| 8 | In-vitro dispersion time (min) | 4.5 \pm 0.14 | 8.1 \pm 0.20 | 9.4 \pm 0.23 |
| 9 | Fineness of dispersion. | Pass | Fail | Fail |

Table 14: In-vitro dissolution kinetics of simvastatin fast dissolving tablets formulated with physical mixture of superdisintegrants (Crospovidone and SSG)

| S.No. | Formulation | T ₅₀ (min) | T ₉₀ (min) | DE ₂₅ (%) | K (min ⁻¹) | Correlation coefficient values | | |
|-------|-----------------|--------------------------|--------------------------|-------------------------|---------------------------|--------------------------------|-------------|--------------------------|
| | | | | | | Zero Order | First order | Hixson-Crowell cube root |
| 1 | F ₉ | 6.8 | 22.6 | 57.1 | 0.102 | 0.92 | 0.97 | 0.96 |
| 2 | F ₁₀ | 11.4 | 37.9 | 46.9 | 0.060 | 0.95 | 0.99 | 0.98 |
| 3 | F ₁₁ | 17.1 | 56.8 | 35.7 | 0.041 | 0.98 | 0.98 | 0.97 |

Table 15: Statistical treatment for dissolution efficiency of simvastatin tablets formulated with physical mixture of superdisintegrants (Crospovidone and SSG)

| Trial | Dissolution efficiencies (%) (DE ₂₅) | | | ANOVA Parameters | | |
|-------|--|-----------------|-----------------|----------------------|-------------------|--------------|
| | F ₉ | F ₁₀ | F ₁₁ | Calculated value (F) | Degree of freedom | Significance |
| 1 | 57.1 | 46.9 | 35.7 | 629.5 | 2,6 | P<0.05 |
| 2 | 57 | 48 | 35 | | | |
| 3 | 57.2 | 45.8 | 36.3 | | | |

Figure 7: Comparison for dissolution efficiency of simvastatin fast dissolving tablets formulated with physical mixture of superdisintegrants (Crospovidone and SSG)

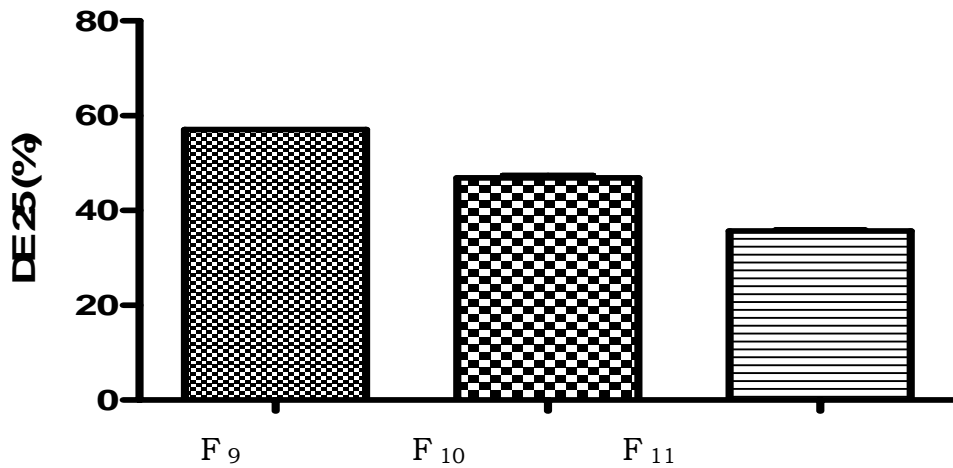


Figure 8: In-vitro dissolution profile of simvastatin fast dissolving tablets formulated with physical mixture of superdisintegrants (Crospovidone and SSG)

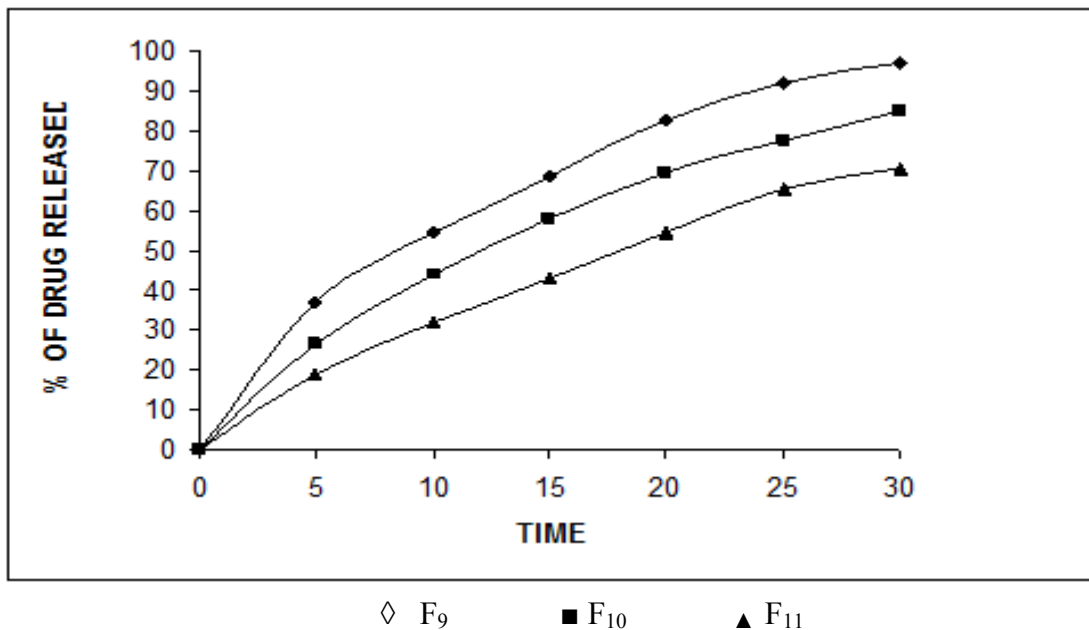


Figure 9: First order plots of simvastatin fast dissolving tablets formulated with physical mixture of superdisintegrants (Crospovidone and SSG)

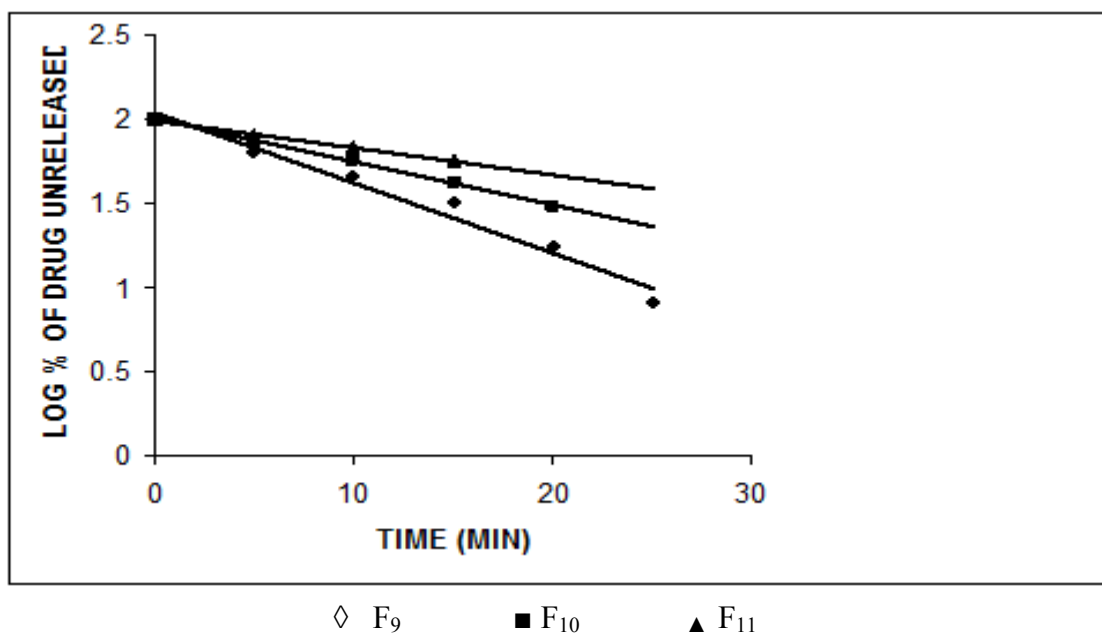


Table 16: Physical parameters of simvastatin fast dissolving tablets formulated with co-processed superdisintegrants (Crospovidone and SSG)

| S.No. | Parameters | F ₁₂ | F ₁₃ | F ₁₄ |
|-------|--------------------------------|-----------------|-----------------|-----------------|
| 1 | Average weight (mg) | 198 ± 0.1 | 199 ± 0.1 | 198 ± 0.3 |
| 2 | Drug content (%) | 99.8 ± 0.25 | 97.9 ± 0.14 | 99.2 ± 0.18 |
| 3 | Disintegration time (min) | 2.2 ± 0.12 | 3.3 ± 0.16 | 4 ± 0.22 |
| 4 | Friability (%) | 0.95 ± 0.12 | 0.89 ± 0.811 | 0.65 ± 0.08 |
| 5 | Hardness (kg/sqcm) | 3 ± 0.32 | 3.5 ± 0.34 | 4 ± 0.21 |
| 6 | Wetting time (sec) | 69 ± 0.26 | 60 ± 0.23 | 64 ± 0.31 |
| 7 | Water absorption ratio | 88 ± 0.32 | 79 ± 0.21 | 65 ± 0.18 |
| 8 | In-vitro dispersion time (min) | 3.4 ± 0.21 | 5 ± 0.18 | 5.1 ± 0.11 |
| 9 | Fineness of dispersion. | Pass | Pass | Fail |

Table 17: In-vitro dissolution kinetics of simvastatin fast dissolving tablets formulated with co-processed superdisintegrants (Crospovidone and SSG)

| S.No. | Formulation | T ₅₀ (min) | T ₉₀ (min) | DE ₂₅ (%) | K (min ⁻¹) | Correlation coefficient values | | |
|-------|-----------------|--------------------------|--------------------------|-------------------------|---------------------------|--------------------------------|-------------|--------------------------|
| | | | | | | Zero Order | First Order | Hixson-Crowell cube root |
| 1 | F ₁₂ | 5.1 | 17 | 67.4 | 0.135 | 0.85 | 0.96 | 0.94 |
| 2 | F ₁₃ | 8.7 | 26.9 | 52.1 | 0.079 | 0.94 | 0.98 | 0.96 |
| 3 | F ₁₄ | 13.7 | 45.5 | 42.8 | 0.050 | 0.95 | 0.99 | 0.94 |

Table 18: Statistical treatment for dissolution efficiency of simvastatin tablets formulated with co-processed superdisintegrants (Crospovidone and SSG)

| Trial | Dissolution efficiencies (%) (DE ₂₅) | | | ANOVA Parameters | | |
|-------|---|-----------------|-----------------|----------------------|-------------------|--------------|
| | F ₁₂ | F ₁₃ | F ₁₄ | Calculated value (F) | Degree of freedom | Significance |
| 1 | 67.4 | 52.1 | 42.8 | 5958 | 2,6 | P<0.05 |
| 2 | 67 | 52.5 | 42.7 | | | |
| 3 | 67.8 | 52 | 43.2 | | | |

Figure 10: Comparison for dissolution efficiency of simvastatin fast dissolving tablets formulated with co-processed superdisintegrants (Crospovidone and SSG)

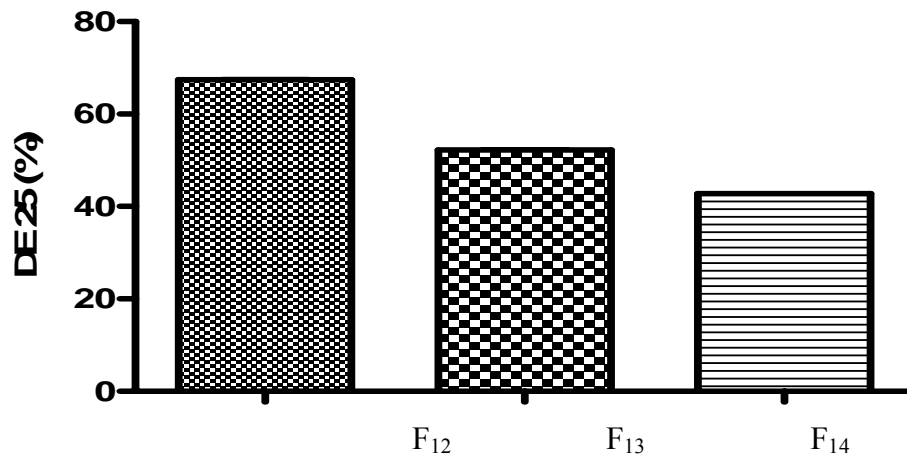


Figure 11: In-vitro dissolution profiles of simvastatin fast dissolving tablets formulated with co-processed superdisintegrants (Crospovidone and SSG)

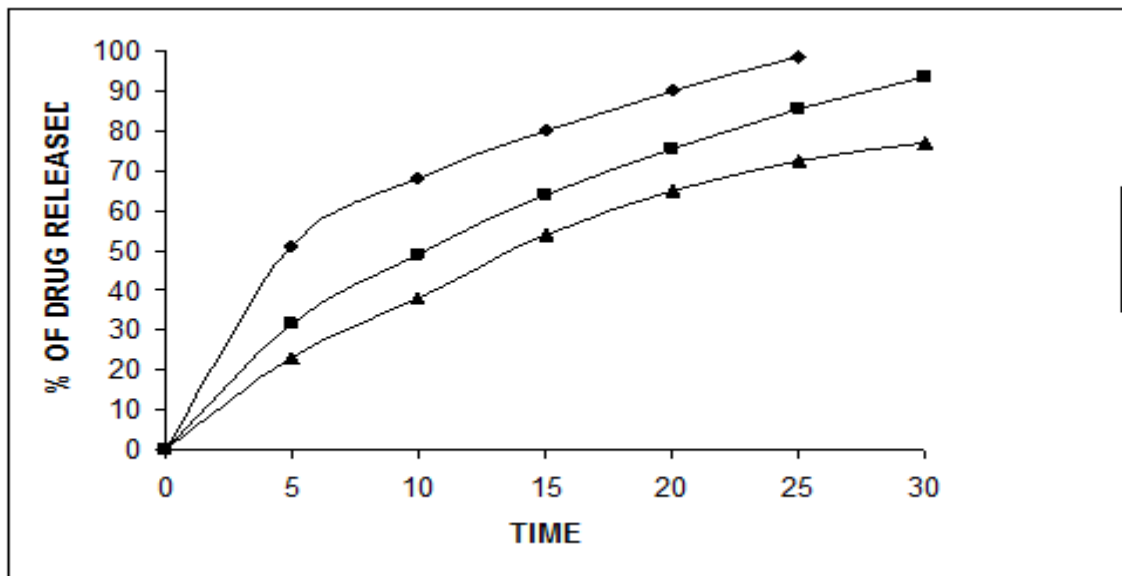


Figure 12: First order plots of simvastatin fast dissolving tablets formulated with co-processed superdisintegrants (Crospovidone and SSG)

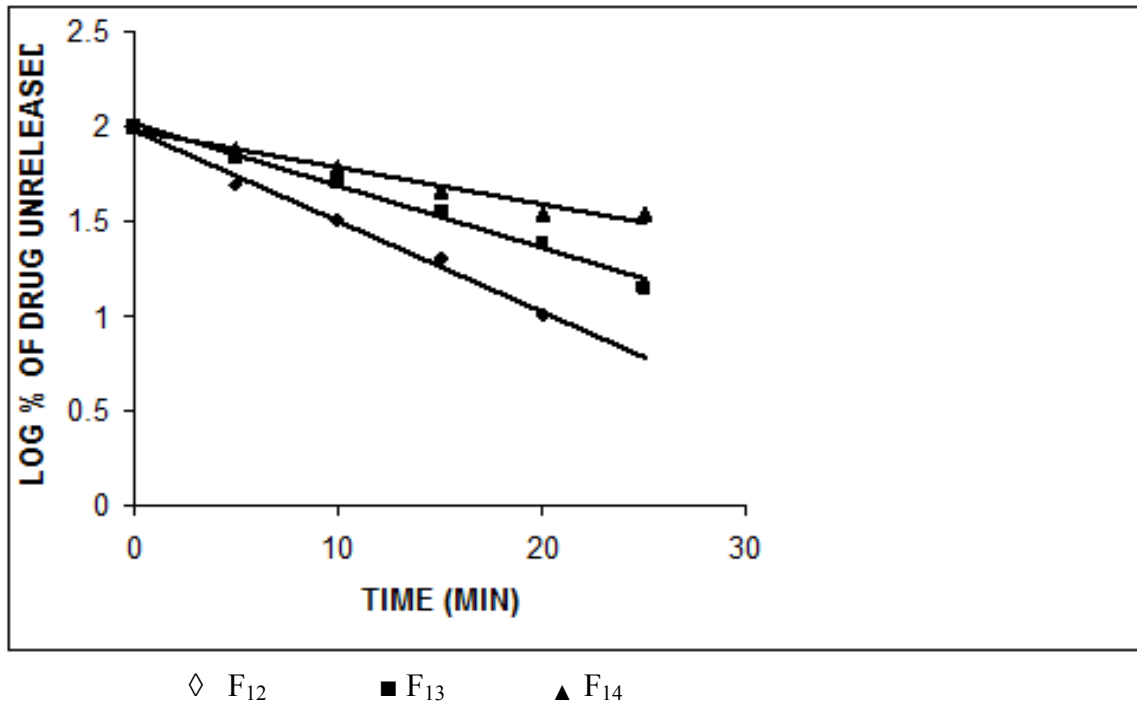


Figure 13: Comparative dissolution profiles of simvastatin fast dissolving tablets formulated with physical mixture of Crospovidone and SSG (1:1) & co-processed Crospovidone and SSG (1:1)

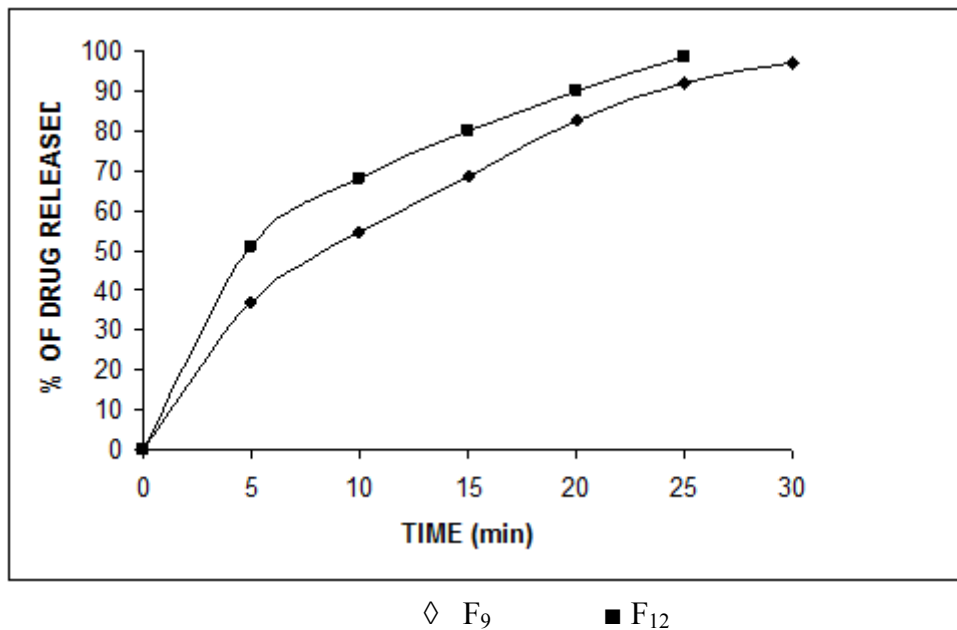


Table 19: Statistical treatment for dissolution efficiency of simvastatin tablets formulated with physical mixture of Crospovidone and SSG (1:1) & co-processed Crospovidone and SSG (1:1)

| Trial | DE ₂₅ % | | t table | | |
|-------|--------------------|-----------------|----------------------|-------------------|--------------|
| | F ₁₃ | F ₁₆ | Calculated 't' value | Degree of freedom | Significance |
| 1 | 57.1 | 67.4 | 43.27 | 4 | P<0.05 |
| 2 | 57 | 67 | | | |
| 3 | 57.2 | 67.8 | | | |

Figure 14: Comparison of dissolution efficiency of simvastatin tablets formulated with physical mixture of Crospovidone and SSG (1:1) & co-processed Crospovidone and SSG (1:1)

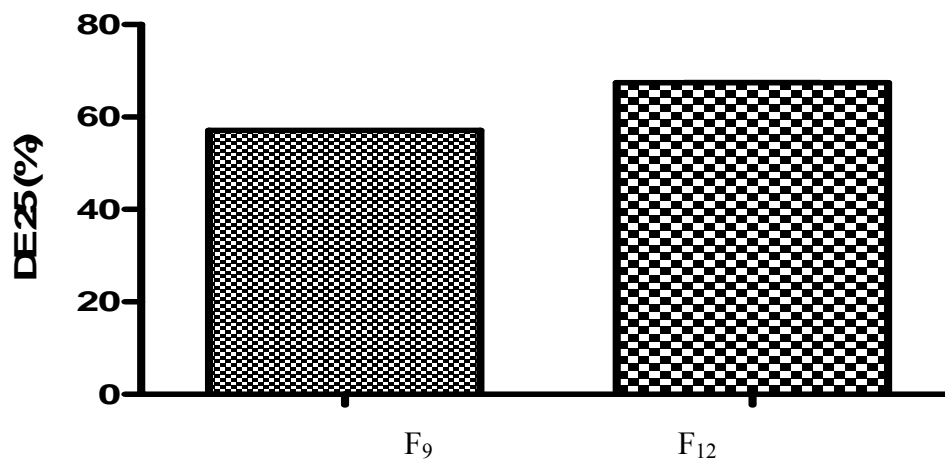


Table 19: Physical parameters of simvastatin tablets formulated with different diluents (F₁₅, F₁₆, F₁₇)

| S.No. | Parameters | F ₁₅ | F ₁₆ | F ₁₇ |
|-------|--------------------------------|-----------------|-----------------|-----------------|
| 1 | Average weight (mg) | 198 ± 0.54 | 199±0.19 | 202±0.16 |
| 2 | Drug content(%) | 97.6 ± 0.16 | 99± 0.31 | 98.5± 0.42 |
| 3 | Disintegration time (min) | 1.4 ± 0.10 | 2.4± 0.19 | 1.2± 0.23 |
| 4 | Friability(%) | 0.94 ± 0.02 | 0.6± 0.08 | 0.78± 0.12 |
| 5 | Hardness (kg/sqcm) | 3 ± 0.13 | 3.5± 0.15 | 4± 0.11 |
| 6 | Wetting time (sec) | 51 ± 0.22 | 76± 0.32 | 50± 0.31 |
| 7 | Water absorption ratio | 96 ± 0.32 | 85± 0.22 | 97± 0.41 |
| 8 | In-vitro dispersion time (min) | 1.7 ± 0.11 | 4± 0.18 | 1.3± 0.21 |
| 9 | Fineness of dispersion | Pass | Fail | Pass |

Table 21: In-vitro dissolution kinetics of simvastatin tablets formulated with different diluents (F₁₅, F₁₆, F₁₇)

| S.No. | Formulation | T ₅₀ (min) | T ₉₀ (min) | DE ₁₂ (%) | K (min ⁻¹) | Correlation coefficient values | | |
|-------|-----------------|--------------------------|--------------------------|-------------------------|---------------------------|--------------------------------|-------------|--------------------------|
| | | | | | | Zero Order | First Order | Hixson-Crowell cube root |
| 1 | F ₁₅ | 3.2 | 10.5 | 64.8 | 0.219 | 0.80 | 0.98 | 0.96 |
| 2 | F ₁₆ | 4.5 | 15 | 56.2 | 0.153 | 0.86 | 0.99 | 0.97 |
| 3 | F ₁₇ | 2.1 | 6.9 | 70 | 0.334 | 0.85 | 0.97 | 0.94 |

Table 22: Statistical treatment for dissolution efficiency of simvastatin tablets formulated with different diluents. (F₁₅, F₁₆ and F₁₇)

| Trial | Dissolution efficiencies (%) (D.E ₁₂) | | | ANOVA Parameters | | |
|-------|--|-----------------|-----------------|----------------------|-------------------|--------------|
| | F ₁₅ | F ₁₆ | F ₁₇ | Calculated value (F) | Degree of freedom | Significance |
| 1 | 64.8 | 56.4 | 70.1 | 93.41 | 2,6 | P<0.05 |
| 2 | 64.3 | 56.8 | 72.2 | | | |
| 3 | 65.2 | 57.2 | 69.6 | | | |

Figure 15: Comparison for dissolution efficiency of simvastatin tablets formulated with different diluents (F₂₂, F₂₅ and F₂₆)

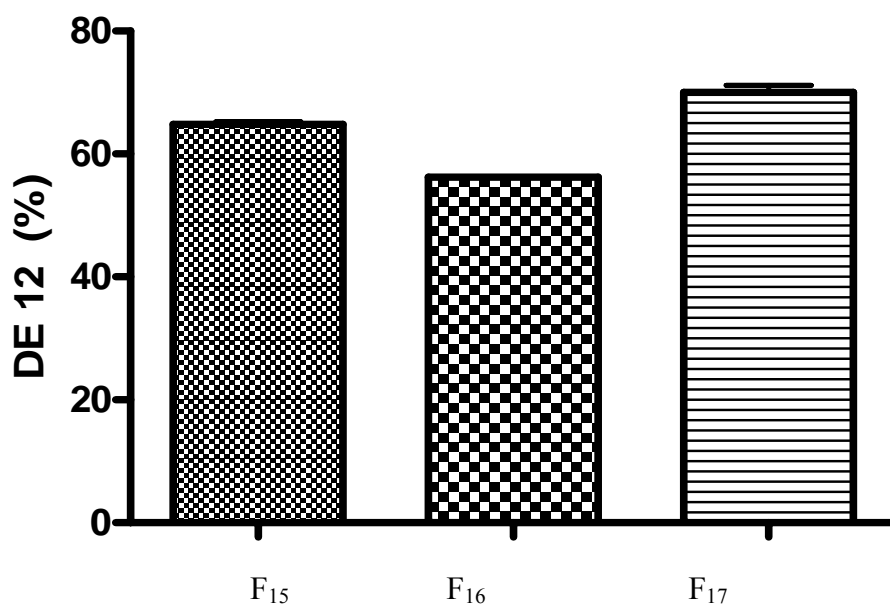


Figure 16: In-vitro dissolution profile of simvastatin tablets formulated with different diluents (F₁₅, F₁₆, F₁₇)

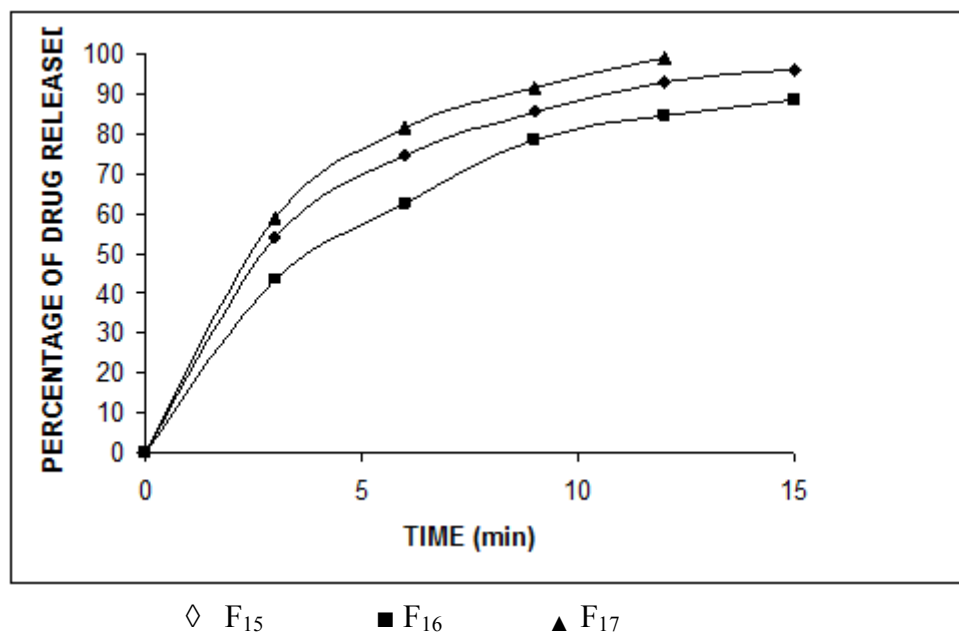
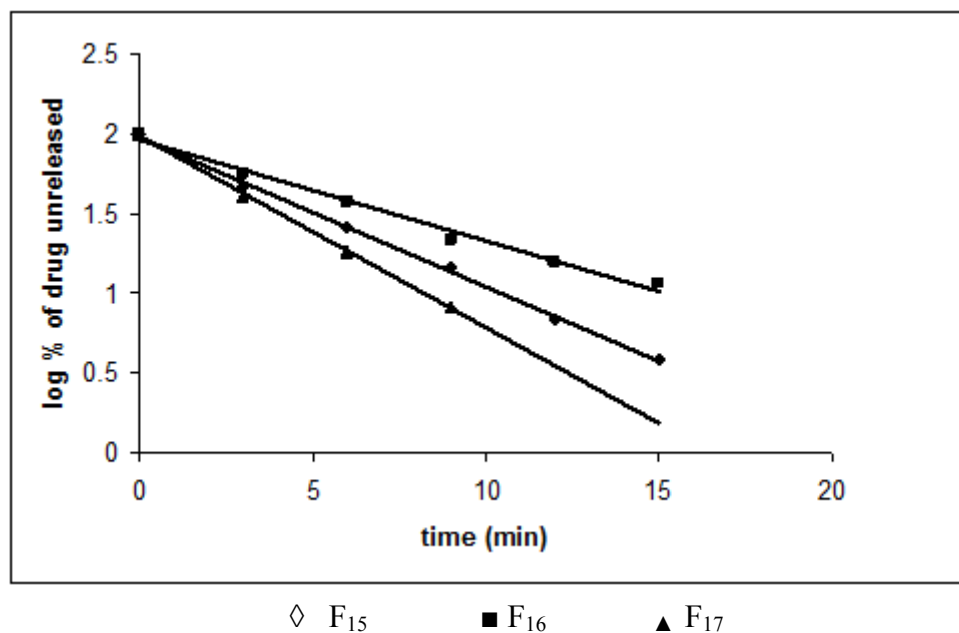


Figure 17: First order plots of simvastatin tablets formulated with different diluents (F₁₅, F₁₆, F₁₇)



REFERENCES

1. Suresh Bandari. Orodispersible tablets: An overview. *Asian J Pharm*; 2(1) : 2008.1-5.
2. Erno A. van Schaik, Philippe Lechat, Bart M M. Remmerie, Grant Ko, Kenneth C. Lasseter, Eric Mannaert. Pharmacokinetic Comparison of Fast-Disintegrating and Conventional Tablet Formulations of Risperidone in Healthy Volunteers: *Clin Therap*; 25(6): 2003.1687-1699.
3. Bogner RH, Wilkosz MF. Fast Dissolving Tablets – New Dosage Convenience for Patients, *US Pharm*; 27: 2002.34-43.
4. Habib W, Khankari R, Hontz J. Fast Dissolve Drug Delivery Systems: *Crit Rev Ther Car Sys*. 17: 2000.61-64.
5. Sastry SV, Nyshadham JR and Fix JA. Recent Technological Advances in Oral Drug Delivery – A Review, *Pharm Sci Tech Today* ; 3:2000 .138-144.
6. Kuchekar BS, Bhise SB, Arumugam V. Design of Fast Dissolving Tablets. *Indian J Pharm Edu* ; 35(4):2001.150-154.
7. Devarajan, Padma V, Gore SP. Melt in Mouth Tablets – Innovative Oral Drug Delivery Systems; *Express Pharma Pulse*; 7(1):2000.16-18.
8. Reddy LH, Ghosh Bijaya, Rajneesh. Fast Dissolving Drug Delivery Systems: A Review of the Literature, *Ind J Pharm Sci*; 64(4):2002.331-336.
9. Kaushik D, Dureja H and Saini TR. Mouth Dissolving Tablets – A Review. *Indian Drugs*; 41(4):2004.187-193.
10. Indurwade NH, Rajyaguru TH, Nakhat PD. Novel Approach – Fast Dissolving Tablets”. *Indian Drugs* ; 39(8):2002.405-409.
11. Allen LV, Wang B. Process for Making a particulate support matrix for making rapidly dissolving tablet; US Patent No, 5, 1996.587, 180.
12. Allen LV, Wang B, Davis JD. Method for Producing a Rapidly Dissolving Dosage Form; US Patent No, 6,2000.066, 337.
13. Vanscoik KG. Solid Pharmaceutical Dosages in Tablet Triturate form and Method of Producing same; US Patent No, 5, 1992.082, 667.
14. Pebely WS, Jager NE, Thompson SJ. Rapidly Disintegrating Tablet, US Patent; No, 5, 1994. 298, 261.